





2015 Annual Drinking Water Quality Report of Auburn Water System, Inc.


Consumer Confidence Report

This is a
report on the
quality of your
drinking water.

Please read this
information
carefully.

Fast Facts:

-  Your water comes from the Floridan Aquifer.
-  Your water is treated with chlorine ONLY
-  Customers can get more involved through public Board Meetings, notice of which is posted on our website.
-  For problems regarding water services, billing or questions, please call 850-682-3413 or 850-682-1258.






Auburn Water System, Inc. Same Great Quality, Same Low Cost

The Federal Environmental Protection Agency (EPA) sets regulations on water quality and ensures that you are informed about your community's water quality through this annual water quality report. This year's report shows that we continue to enjoy safe, high quality and great tasting water at a very low cost. The tap water from Auburn Water System, Inc. is one of the best deals around - Since water is an essential component of a healthy community and economy, Auburn Water System, Inc. offers the "platinum standard" in water quality. Water Resources employees strive to excel in everything they do; from the installation of pipes, to engineering services, to laboratory testing, and most importantly, customer service. Informed customers are our best allies, and we are dedicated to giving you the information you need to make knowledgeable decisions. You can participate through public Board Meetings, notice of which is posted on our website at: <http://auburnwatersystem.com/>

For questions or problems regarding water services, please call 850-682-1258 or 850-682-3413

Moving Toward Tap Water:

More and more consumers are choosing bottled water over tap water because of convenience. However, in these economic times, as we're exploring ways to save money, making the switch to tap water is a smart choice both financially and environmentally. Consider the following:

-  Water utilities must monitor for over 100 contaminants and must meet almost 90 regulations for water safety and quality.
-  The average cost of tap water is less than \$.01 per gallon. Bottled water is far more expensive.
-  Tap water is better for the environment. Millions of barrels of oil are used to produce and ship plastic water bottles, 75% of them land in the garbage in our waterways.

Auburn Water System, Inc.'s continuous goal and commitment is to provide residents and businesses with a safe, dependable supply of drinking water, and to ensure its long term quality. Auburn Water System, Inc. provides this Annual Consumer Confidence Report to Auburn Water System, Inc. members so they may understand the concerted and rigorous efforts made to continually maintain and improve the water treatment process and Auburn Water System's, Inc. precious water resources.

Auburn Water System, Inc.'s drinking water is groundwater drawn via 7 wells from the Floridan Aquifer, one of the world's largest sources of drinking water. Because of the excellent quality of our water, the only treatment required is chlorine for disinfection purposes. Auburn Water System, Inc. routinely monitors for contaminants in accordance with Federal and State regulations.

2015

We're pleased to present
to you this year's
Annual Water Quality Report

2015

Drinking water including bottled water, may reasonably be expected to contain at least small amounts of some contaminants. The presence of contaminants does not necessarily indicate that water poses a health risk. More Information about contaminants and potential health effects can be obtained by calling the Environmental Protection Agency’s Safe Drinking Water Hotline (800-426-4791).

The sources of drinking water (both tap water and bottled water) include rivers, lakes, streams, ponds, reservoirs, springs, and wells. As water travels over the surface of the land or through the ground, it dissolves naturally occurring minerals and, in some cases, radioactive material, and can pick up substances resulting from the presence of animals or from human activity.

Contaminants that may be present in source water include:

- Microbial contaminants, such as viruses and bacteria, that may come from sewage treatment plants, septic systems, agricultural livestock operations, and wildlife;
- Inorganic contaminants, such as salts and metals, which can be naturally occurring or result from urban stormwater, runoff, industrial, or domestic wastewater discharges, oil and gas production, mining, or farming;
- Pesticides and herbicides, which may come from a variety of sources such as agriculture, urban stormwater runoff, and residential uses;
- Organic chemical contaminants, including synthetic and volatile organic chemicals, which are by-products of industrial processes and petroleum production, and can also come from gas stations, urban stormwater runoff, and septic systems;
- Radioactive contaminants, which can be naturally occurring or be the result of oil and gas production and mining activities.

In order to ensure that tap water is safe to drink, EPA prescribes regulations that limit the amount of certain contaminants in water provided by public water systems. Food and Drug Administration (FDA) regulations establish limits for contaminants in bottled water which must provide the same protection for public health.

In the wake of the recent national events, Auburn Water System, Inc. is aware of elevated concern about lead levels in drinking water. We want to reassure you that our most recent lead and copper testing has shown our levels to be well within Federal limits.

If present elevated levels of lead can cause serious health problems, especially for pregnant women and young children. Lead in drinking water is primarily from materials and components associated with service lines and home plumbing. AFCWRC is responsible for providing high quality drinking water, but cannot control the variety of materials used in plumbing components. When your water has been sitting for several hours, you can minimize the potential for lead exposure by flushing your tap for 30 seconds to 2 minutes before using water for drinking or cooking. If you are concerned about lead in your water, you may wish to have your water tested.

Information on lead in drinking water, testing methods, and steps you can take to minimize exposure is available from the Safe Drinking Water Hotline (800-426-4791) or at <http://www.epa.gov/safewater/lead>

Important Health Information: Some people may be more vulnerable to contaminants in drinking water than the general population. Immuno-compromised persons such as persons with cancer undergoing chemotherapy, persons who have undergone organ transplants, people with HIV/AIDS or other immune system disorders, some elderly, and infants can be particularly at risk from infections. These people should seek advice about drinking water from their health care providers. EPA/Centers for Disease Control (CDC) guidelines on appropriate means to lessen the risk of infection by Cryptosporidium and other microbial contaminants are available from the Safe Drinking Water Hotline (800-426-4791).

Definitions : In the table on the following page, you may find unfamiliar terms and abbreviations. To help you better understand these terms we've provided the following definitions:
Maximum Contaminant Level or mcl: The highest level of a contaminant that is allowed in drinking water. MCLs are set as close to the MCLGs as feasible using the best available treatment technology.
Maximum Contaminant Level Goal or mclg: The level of a contaminant in drinking water below which there is no known or expected risk to health. MCLGs allow for a margin of safety.
Action Level (al): The concentration of a contaminant which, if exceeded, triggers treatment or other requirements that a water system must follow.
Maximum Residual Disinfectant Level or mrdl: The highest level of a disinfectant allowed in drinking water. There is convincing evidence that addition of a disinfectant is necessary for control of microbial contaminants.
Maximum Residual Disinfectant Level Goal or mrdlg: The level of a drinking water disinfectant below which there is no known or expected risk to health. MRDLG’s do not reflect the benefits of the use of disinfectants to control microbial contaminants.
“ND”: means not detected and indicates that the substance was not found by laboratory analysis.
Parts Per Billion (ppb) or Micrograms Per Liter (µg/l): one part by weight of analyte to 1 billion parts by weight of the water sample.
Parts Per Million (ppm) or Milligrams Per Liter (mg/l): one part by weight of analyte to 1 million parts by weight of the water sample.
Picocurie Per Liter (pCi/L): measure of the radioactivity in water.

In 2015 the Florida Department of Environmental Protection performed a Source Water Assessment on our system and a search of the data sources indicated no potential sources of contamination near our wells. The assessment results are available on the FDEP Source Water Assessment and Protection Program website at <http://www.dep.state.fl.us/swapp/SelectCounty.asp>

We encourage our valued customers to be informed about Auburn Water System, Inc. If you want to learn more, please attend any of our regularly scheduled Board meetings. They are held on the third Monday of each month {rearranged if on a holiday} at 6:00pm in the Board of Directors Room, 3097 Locke Lane, Crestview, Florida. If you have any questions concerning this report, or would like to learn more about Auburn Water System, Inc., please contact Doug Sims, General Manager or Richard Laux, Operations Manager at (850) 682-1258. Our Office hours are 8:00 a.m. to 4:00 p.m. Monday through Friday and our office is located at 3097 Locke Lane, Crestview, Florida 32536. You can also visit <http://auburnwatersystem.com/> for more information.

Auburn Water System had an MCL violation for total coliform bacteria in May 2015. Four samples tested positive for total coliform bacteria; which is three more than is allowed by rule. Additional sampling is immediately required. The additional sampling was immediately taken including the sites that were positive with all repeats testing negative (no bacteria present). All total coliform positive samples were tested for E-Coli Bacteria, those results were negative (no E-Coli Bacteria present).

Coliforms are bacteria that are naturally present in the environment and are used as an indicator that other, potentially harmful, bacteria may be present. When coliforms are found in more samples than allowed there is a warning of potential problems. The bacteriological sampling procedures for this system were reviewed and modified in hopes of ensuring compliance in the future.

Auburn Water System Inc. routinely monitors for contaminants in your drinking water according to Federal and State laws, rules, and regulations. Except where indicated otherwise, this report is based on the results of our monitoring for the period of January 1 to December 31, 2015. Data obtained before January 1, 2015, and presented in this report are from the most recent testing done in accordance with the laws, rules, and regulations.

2015 ANALYSIS TABLE

Microbiological Contaminants

Contaminant and Unit of Measurement	Dates of sampling (mo. / yr.)	MCL Violation Y / N	Highest Monthly Number	MCLG	MCL	Likely Source of Contamination	
Total Coliform Bacteria (positive samples)	Jan - Dec 15	Y	4	0	For systems collecting fewer than 40 samples per month: presence of coliform bacteria in >1 sample collected during a month.	Naturally present in the environment	
Contaminant and Unit of Measurement	Dates of sampling (mo. / yr.)	MCL Violation Y / N	Total Number of Positive for the year		MCLG	MCL	Likely Source of Contamination
Fecal coliform and <i>E.coli</i> in the distribution system (positive samples)	Jan - Dec 15	N	1		0	0	Human and animal fecal waste

For the fecal positive sample referenced above which occurred in November, repeat samples were taken immediately and all were negative for total coliform as well as fecal coliform. The positive fecal coliform sample could possibly be due to sampling or lab error.

Contaminant and Unit of Measurement	Dates of sampling (mo. / yr.)	MCL Violation Y / N	Level Detected	Range of Results	MCLG	MCL	Likely Source of Contamination
-------------------------------------	-------------------------------	---------------------	----------------	------------------	------	-----	--------------------------------

Radioactive Contaminants

Radium 226 + 228 or combined radium(pCi / L)	March 08 to May 15	N	0.9	ND - 0.9	0	5	Erosion of natural deposits
---	-----------------------------------	----------	------------	-----------------	----------	----------	------------------------------------

Inorganic Contaminants

Arsenic (ppb)	Feb 14 - May 15	N	5.9	ND - 5.9	0	10	Erosion of natural deposits; runoff from orchards; runoff from glass and electronics production wastes
Barium (ppm)	Feb 14 - May 15	N	0.021	0.0035 - 0.021	2	2	Discharge of drilling wastes; discharge from metal refineries; erosion of natural deposits
Fluoride (ppm)	Feb 14 - May 15	N	0.15	0.11 - 0.15	4	4	Erosion of natural deposits; discharge from fertilizer and aluminum factories. Water additive which promotes strong teeth when at optimum level of 0.7
Sodium (ppm)	Feb 14 - May 15	N	5.7	ND - 5.7	N/A	160	Salt water intrusion, leaching from soil

Stage 2 Disinfectant/Disinfection By-Product (d/dbp)

Disinfectant or Contaminant and Unit of Measurement	Dates of sampling (mo. / yr.)	MCL or MRDL Violation Y / N	Level Detected	Range of Results	MCLG or MRDLG	MCL or MRDL	Likely Source of Contamination
Stage 1 Chlorine (ppm)	Jan - Dec 15	N	1.45	1.01 - 1.68	MRDLG = 4	MRDL = 4.0	Water additive used to control microbes
Haloacetic Acids (five) (HAA5) (ppb)	Jan - Dec 15	N	1.2	ND - 1.2	NA	MCL = 60	By-product of drinking water disinfection
TTHM (Total Trihalomethanes) (ppb)	Jan - Dec 15	N	10.3	2.68 - 10.3	NA	MCL = 80	By-product of drinking water disinfection

Lead and Copper (Tap Water)

Contaminant and Unit of Measurement	Dates of sampling (mo. / yr.)	AL exceeded Y / N	90th Percentile Result	No. of sampling sites exceeding the AL	MCLG	AL (Action Level)	Likely Source of Contamination
Copper (tap water) (ppm)	Jun - Sept 14	N	0.18	0 OF 30	1.3	1.3	Corrosion of household plumbing systems; erosion of natural deposits; leaching from wood preservatives
Lead (tap water) (ppb)	Jun - Sept 14	N	1.8	0 OF 30	0	15	Corrosion of household plumbing systems, erosion of natural deposits



Chasing Leaks:

Auburn Water System, Inc. delivers an average of over a million gallons of drinking water on a daily basis. This amount does not include non-revenue water which includes leakage. Preventing leaks is one way water is conserved; your efforts are another. The average household can waste more than 10,000 gallons of water each year because of leaks. Fixing easily corrected household water leaks can save you about 10 percent on your water bills.

- CHECK** ➔ Look for dripping faucets, showerheads, sprinklers, and other fixtures.
- TWIST** ➔ Twist and tighten hose and pipe connections.
- REPLACE** ➔ Check toilets for silent leaks. Replace old toilets with a WaterSense model. Taking simple steps such as finding and fixing leaks and looking for the WaterSense label when shopping for plumbing products can make a big difference...will you start today?

Proper Disposal of Your Meds:

Since we get our water from the Floridan Aquifer, we are concerned with what goes into it. Often times, people flush unwanted medications down the toilet. These chemical compounds are released generally in the ground. While research has not demonstrated human health impacts from these compounds, the ongoing conversation should remind us of how precious our source waters are and the need to protect them from harmful substances. One way to keep these products out of our water supply is to properly dispose of them. The Federal Office of National Drug Control Policy recommends NOT flushing prescription drugs down the toilet.

Okaloosa County:





Sheriff Larry Ashley has set up a program in Okaloosa County that allows the public to drop off unwanted, unused, or expired prescription drugs at the OCSO offices during regular business hours Monday through Friday. The addresses of those district offices are:

- Shalimar: Shalimar Courthouse Annex, 1250 Eglin Parkway
- Crestview: OCSO North End District Office, 296 Brackin St.
- Destin: Destin Substation 107, Stahlman Ave.

Seasonal Sprinkler System Maintenance:

During the winter, your system can endure changes that are underground and not visible until you turn on the system in the spring. If you have breaks or even cracks in the pipes it can lead to water waste, plant deaths and, ultimately, a waste of money! Look for a certified irrigation professional at: http://www.irrigation.org/Certification/Find_a_Certified_Professional.aspx

Below are a few easy tips for keeping sprinklers in great shape:

-  Inspect your system for clogged, broken, or missing sprinkler heads.
-  As your landscape matures make sure you update your system with new sprinkler heads and rotators.
-  Install a rain sensor to prevent the irrigation system from watering when the landscape has already received enough water from rainfall. Rain sensor shut-offs are required for irrigation systems installed after January 1, 2005.
-  For more information on water conservation efforts please contact our office. To learn more about maintaining a water efficient yard visit the U.S. Environmental Protection Agency's WaterSense website at: <https://www3.epa.gov/watersense/outdoor/index.html>

How much of a bargain is tap water compared to other drinks:

- \$1.00 buys approximately:
- 100 gallons of tap water
 - 16 oz. of milk
 - 12 oz. of cola in a single serve can
 - 12 oz. of orange juice
 - 9 oz. of coffee from a convenience store

Since 2006, Auburn Water System has actively pursued early payoff of loans incurred by the water system. We have managed to pay off 6 loans early, saving our members over \$513,000 in interest. The Board of Directors will continue to assure that money is spent wisely for our customers.